

TAITO CREDIT PCB.
"D"

POLARIS, STRATOVIX, CRAZY CLIMBER,
COLONY 7 ETC.

BOARD "D" HAS ONLY 1 SET OF
4 DIP SWITCHES.

FOR 50¢ PER PLAY, SET SWITCHES
AS FOLLOWS:

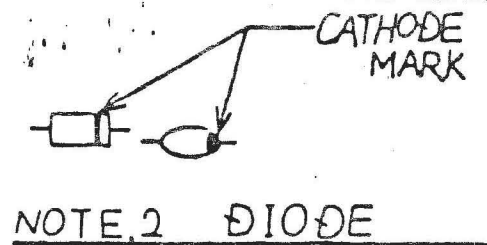
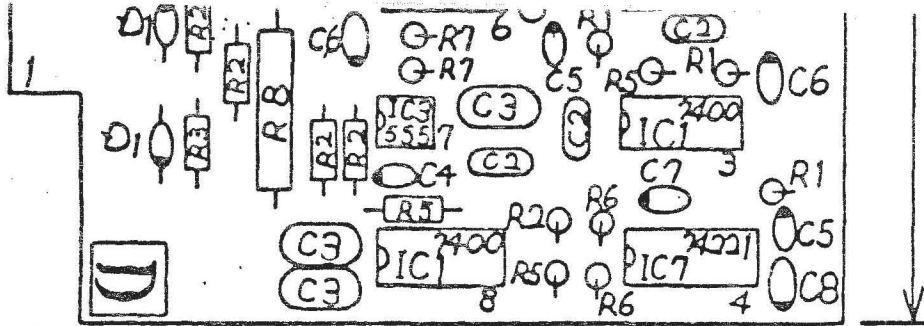
SW 1 - OFF

SW 2 - ON

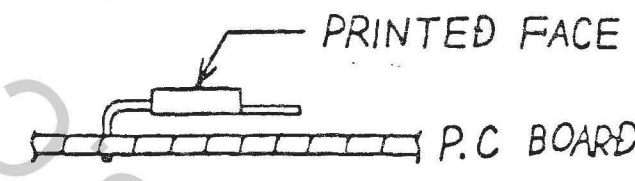
SW 3 - OFF

SW 4 - OFF

For modifying older games an extra board
part # 800038 for \$31.26 (US.) is available



23	C8	414
22	C7	414
21	C6	414
20	C5	414
19	C4	414
18	C3	412
17	C2	412
16	C1	410
15	IC.7	320
14	IC.6	320
13	IC.5	320
12	IC.4	320
11	IC.3	320
10	IC.2	320
9	IC.1	320
8	D2	120
7	D1	120
6	TR2	V 110
5	TR.1	AAT 110
4	SW.2	AAO 525
3	SW.1	525
2	D	1762
1		AAO 1776



NOTE.3 TRANSISTOR(2SC458)

NOTE.4 TRANSISTOR(2SC1061)

NOTE.5 THE RELATION BETWEEN COIN AND CREDIT

	SW1								SW2							
	1	2	3	4	5	6	7		1	2	3	4	5	6	7	8
1 COIN 1 PLAY	ON	ON	ON	ON	ON	OFF	OFF	ON	OFF	OFF	OFF	OFF	OFF	ON	OFF	
2 COIN 1 PLAY	∴	∴	∴	∴	∴	∴	∴	OFF	ON	OFF	∴	∴	∴	∴	∴	
3 COIN 1 PLAY	∴	∴	∴	∴	∴	∴	∴	∴	OFF	ON	∴	∴	∴	∴	∴	
4 COIN 1 PLAY	∴	∴	∴	∴	∴	∴	∴	∴	OFF	OFF	ON	∴	∴	∴	∴	
1 COIN 2 PLAY	ON	OFF	OFF	OFF	OFF	ON	ON	OFF	OFF	OFF	OFF	OFF	OFF	OFF	ON	
2 COIN 3 PLAY	OFF	ON	∴	∴	∴	∴	∴	∴	∴	∴	∴	∴	∴	∴	∴	
1 COIN 4 PLAY	ON	ON	∴	∴	∴	∴	∴	∴	∴	∴	∴	∴	∴	∴	∴	

STRATOVOX
+
POLARIS.

TAITO AMERICA CORPORATION

1256 ESTES AVENUE • ELK GROVE VILLAGE, IL 60007
(312) 981-1000 • TELEX 253290 CABLE TAMCO ELK GROVE VILLAGE

Shipp ord 7/1/81

November 21, 1980

TO: Taito America Corporation Distributors

IMPORTANT NOTIFICATION -- POLARIS

We are most pleased to be able to inform you that during the week of November 24, we will forward to your personal attention sufficient 8-way joysticks for your Polaris samples to replace the 4-way joysticks which they now have.

It is extremely important that you install the new 8-way control and return the 4-way control to us. Our test locations indicate that, with the 8-way joysticks, earnings improve substantially. The Polaris units exhibited at the recently completed A.M.O.A. Show were equipped with the 8-way joysticks which, in our opinion, accounted for the fine acceptance of this product.

Since production of Polaris will commence shortly, please make certain that this substitution is done as soon as possible.

Thanking you in advance for your usual fine cooperation, we remain,

Sincerely,

TAITO AMERICA CORPORATION

Jack H. Mittel
Jack H. Mittel
President

JHM/rae

George & Jim

Please note

Thorp

SERVICE TIPS

FAST AID HOT LINE: 800-323-0666
EXCEPT ILLINOIS: 312-981-1000 Ext. 215
TELEX: 253290



MANDATORY

81-2

ON FAILURE ONLY

FOR YOUR INFORMATION

ATTN SERVICE MANAGERS:

GAME: POLARIS

SUBJECT: DOTS ALL OVER THE SCREEN AND SUBMARINE WILL EXPLODE WHEN IT
RUNS INTO THEM OR GAME LOCKING UP BUT CLOUD MOVES

SOLUTION: CHANGE CONFIGURATION OF TIMING CIRCUITRY BY ADDING A
CAPACITOR AND CHANGING JUMPERS PER ILLUSTRATIONS ATTACHED.

PARTS NEEDED: 3 BOARD SET ONE .1pf CAPACITOR
 2 BOARD SET TWO .1pf CAPACITORS

DISPOSITION OF OLD PARTS: NONE

PROCEDURE:

STEP 1 - FOR A 3 BOARD SET: ON BOARD R1N00004, BETWEEN IC11 AND IC12 (PER ILLUSTRATION FIGURE 1), CHANGE J JUMPER FROM 1 - J TO J - 2 OR FROM J -2 TO J- 1

STEP 2 - ON BOARD R1N00005 ATTACH THE .1pf CAPACITOR ON IC18 ACROSS PIN 1 AND PIN 8 (PER ILLUSTRATION FIGURE 2)

IF PROBLEM PERSISTS THEN CHANGE THE 8080A C.P.U. ON BOARD R1N00005

STEP 1 - FOR A 2 BOARD SET: ON PSN00003 ATTACH A .1pf CAPACITOR ACROSS PIN 2 AND PIN 8 ON IC31 (PER ILLUSTRATION FIGURE 3)

STEP 2 - BETWEEN IC25 AND IC26 (PER ILLUSTRATION FIGURE 3) CHANGE JUMPER FROM 1 -J to J - 2 OR FROM J - 2 TO J - 1

STEP 3 - BETWEEN IC18 AND IC30 (PER ILLUSTRATION FIGURE 3) ATTACH .1pf CAPACITOR AS SHOWN

IF PROBLEM PERSTS CHANGE 8080A C.P.U. ON BOARD PSN00003

FIGURE 1

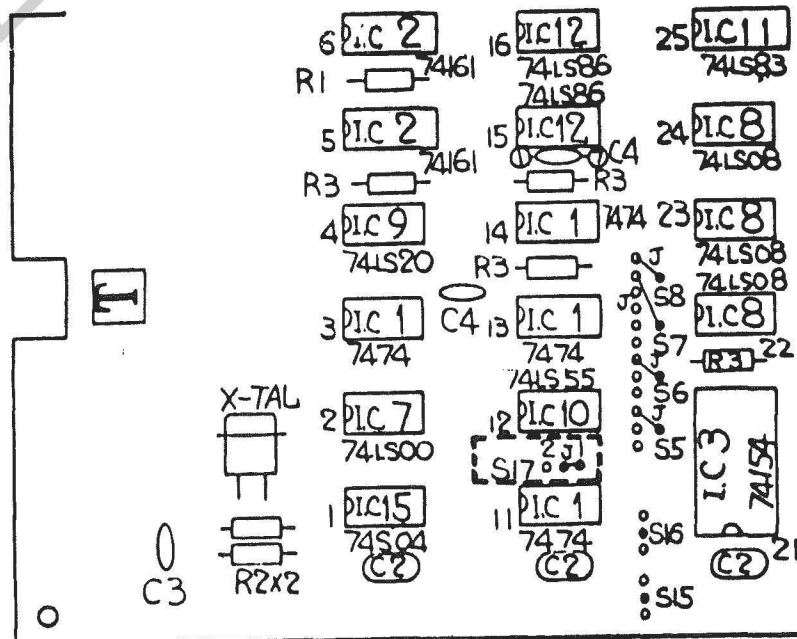


FIGURE 2

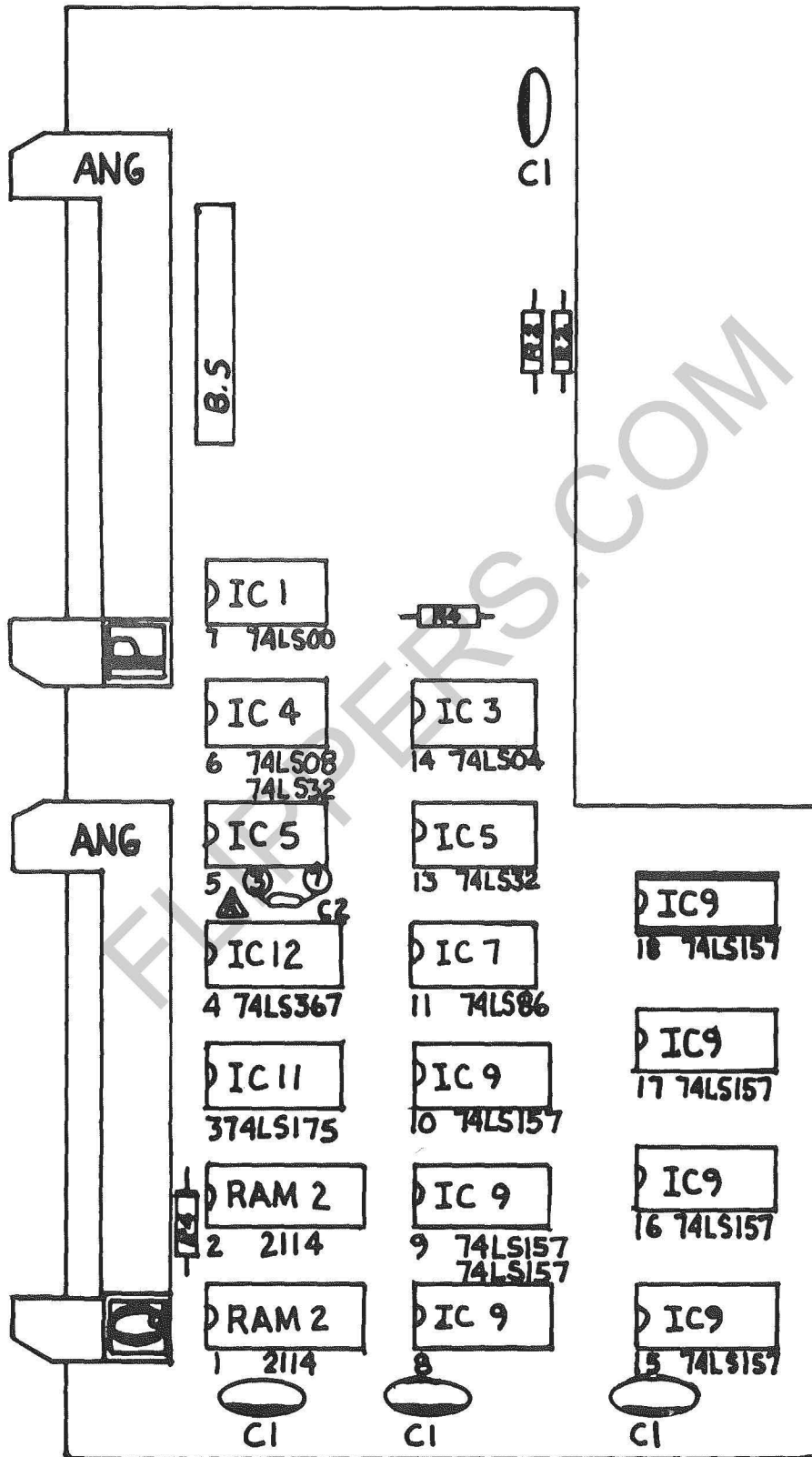
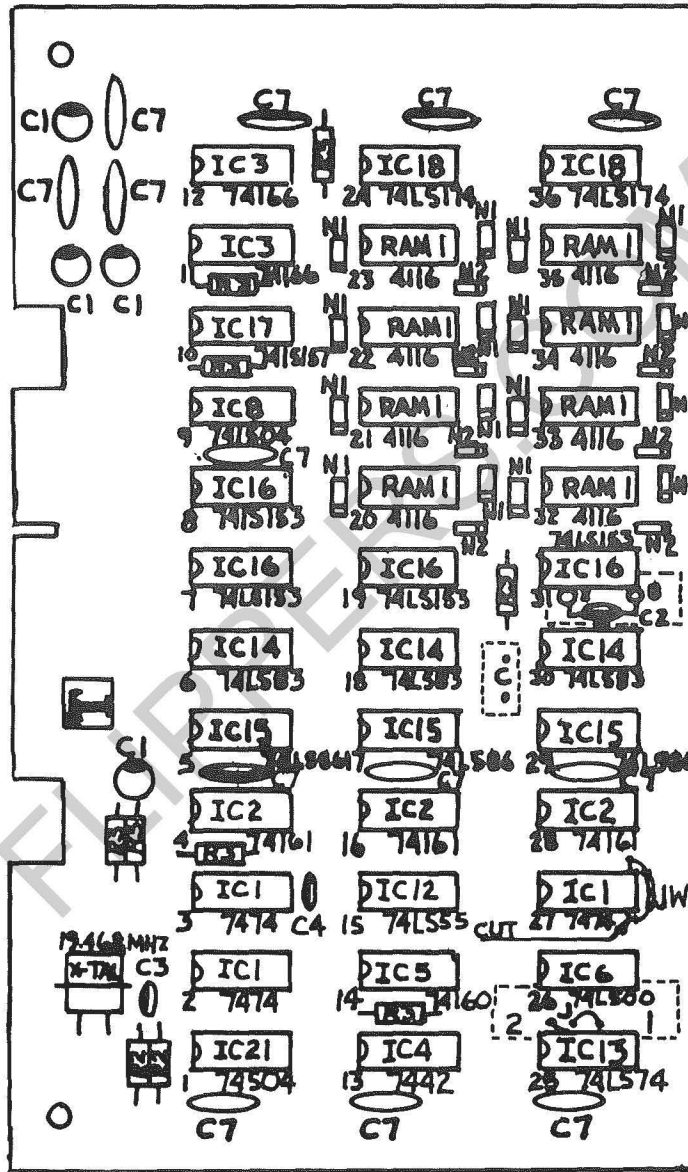


FIGURE 3



SERVICE TIPS

FAST AID HOT LINE: 800-323-0666
EXCEPT ILLINOIS: 312-981-1000 Ext. 215
TELEX: 253290



- MANDATORY
- ON FAILURE ONLY
- FOR YOUR INFORMATION

81-14

ATTN: SERVICE MANAGERS

GAME: POLARIS

SUBJECT: SUB EXPLODES FOR NO REASON, GAME LOCKS UP AT DIFFERENT
LOCATION OF PROGRAM.

SOLUTION: IMPROVE HEAT DISIPATION OF 8080 CPU

<u>PARTS NEEDED:</u>	<u>QUANTITY</u>	<u>DESCRIPTION</u>	<u>PART NUMBER</u>
	1	8080	077006
	1	8080 HEAT SINK	180006

DISPOSITION OF OLD PARTS: SCRAP

PROCEDURE: IF THE GAME IS LOCKING UP, THE 8080 SHOULD BE REPLACED.
GLUE THE HEAT SINK TO THE TOP OF THE 8080.