

20-EZV(R-B)

- NOTE
- Every resistor without value descriptions are 1/4W
  - Bearable voltage of capacitors are 50V
  - Diodes without descriptions of variation are 1S1555 or 1S2706 or 1S2473 or DS442

Resistors

Ex. : 2 F P J Rank of Accuracy(\*List 1)  
 Figure Variations(\*List 2)  
 Value(W)

List 1.

Mark	F	G	J	K
Rank	+1%	+2%	+5%	+10%

List 2.

Mark	F	N	R	C	Y
Variation	Carbon	Metal	Metal Oxide	Solid	Coil Winding

List 3.

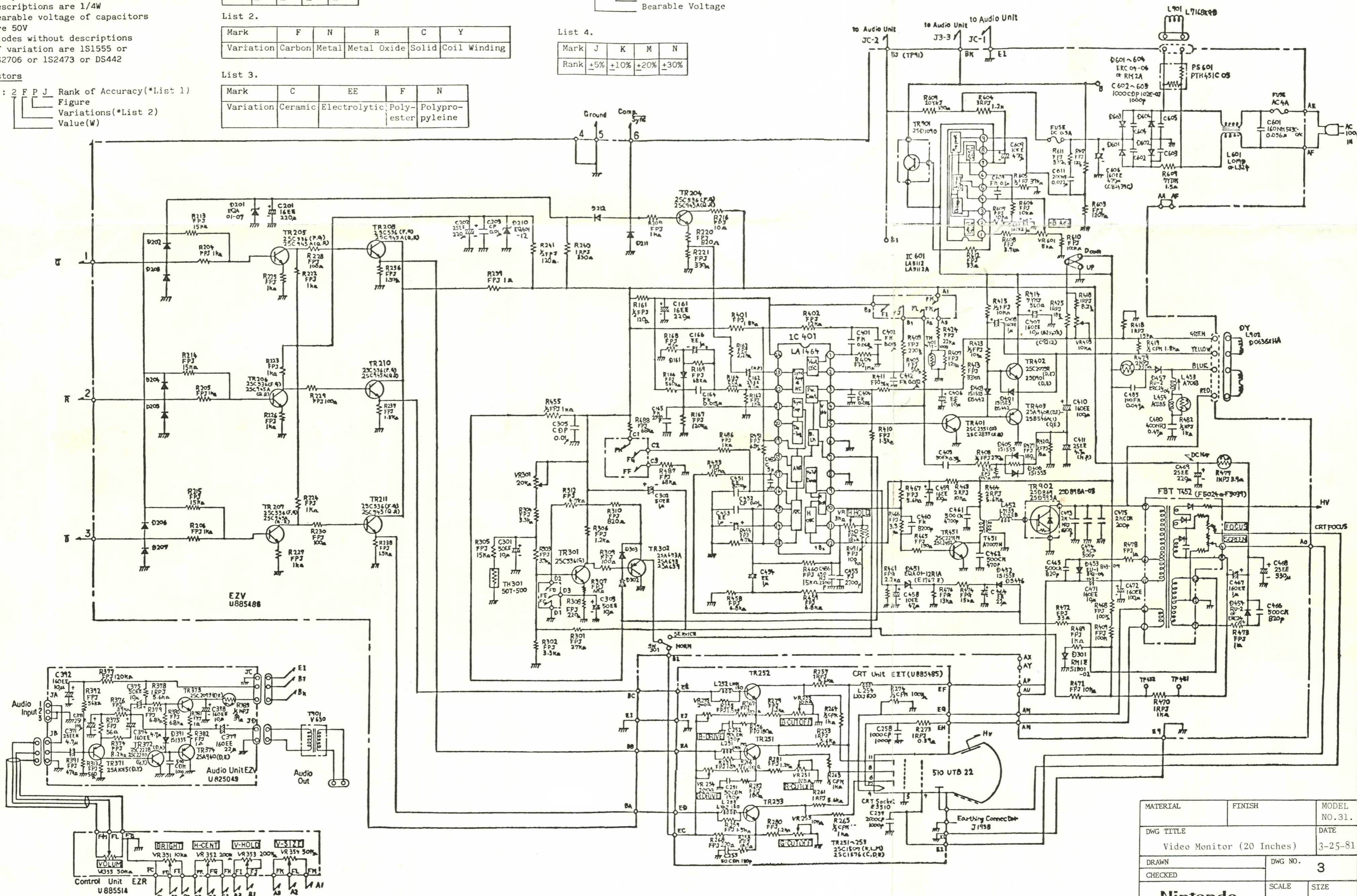
Mark	C	EE	F	N
Variation	Ceramic	Electrolytic	Poly-ester	Polypropylene

Capacitor

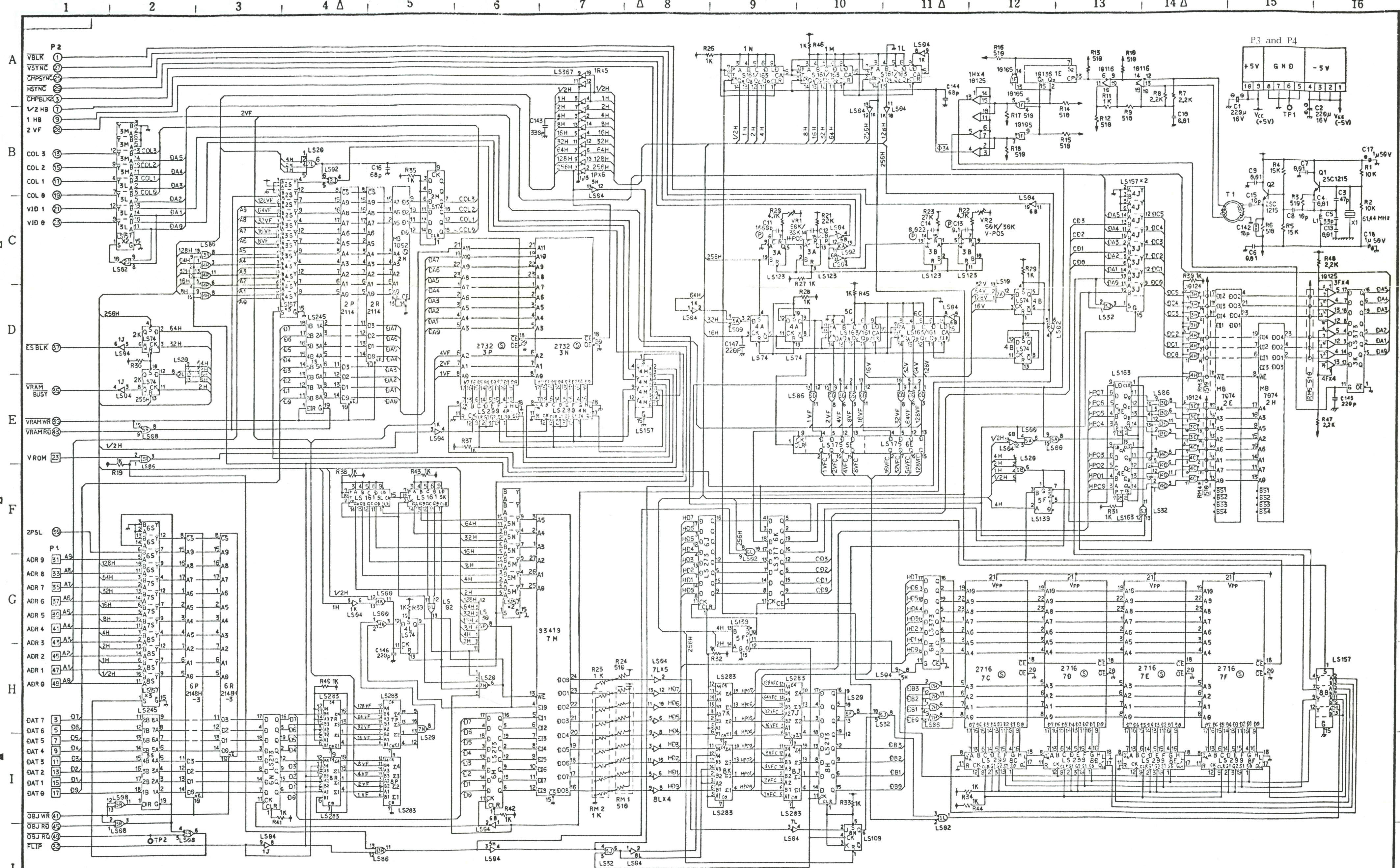
Ex. : 160 EE M- Rank of Accuracy (List 4)  
 Variation(List 3)  
 Bearable Voltage

List 4.

Mark	J	K	M	N
Rank	+5%	+10%	+20%	+30%

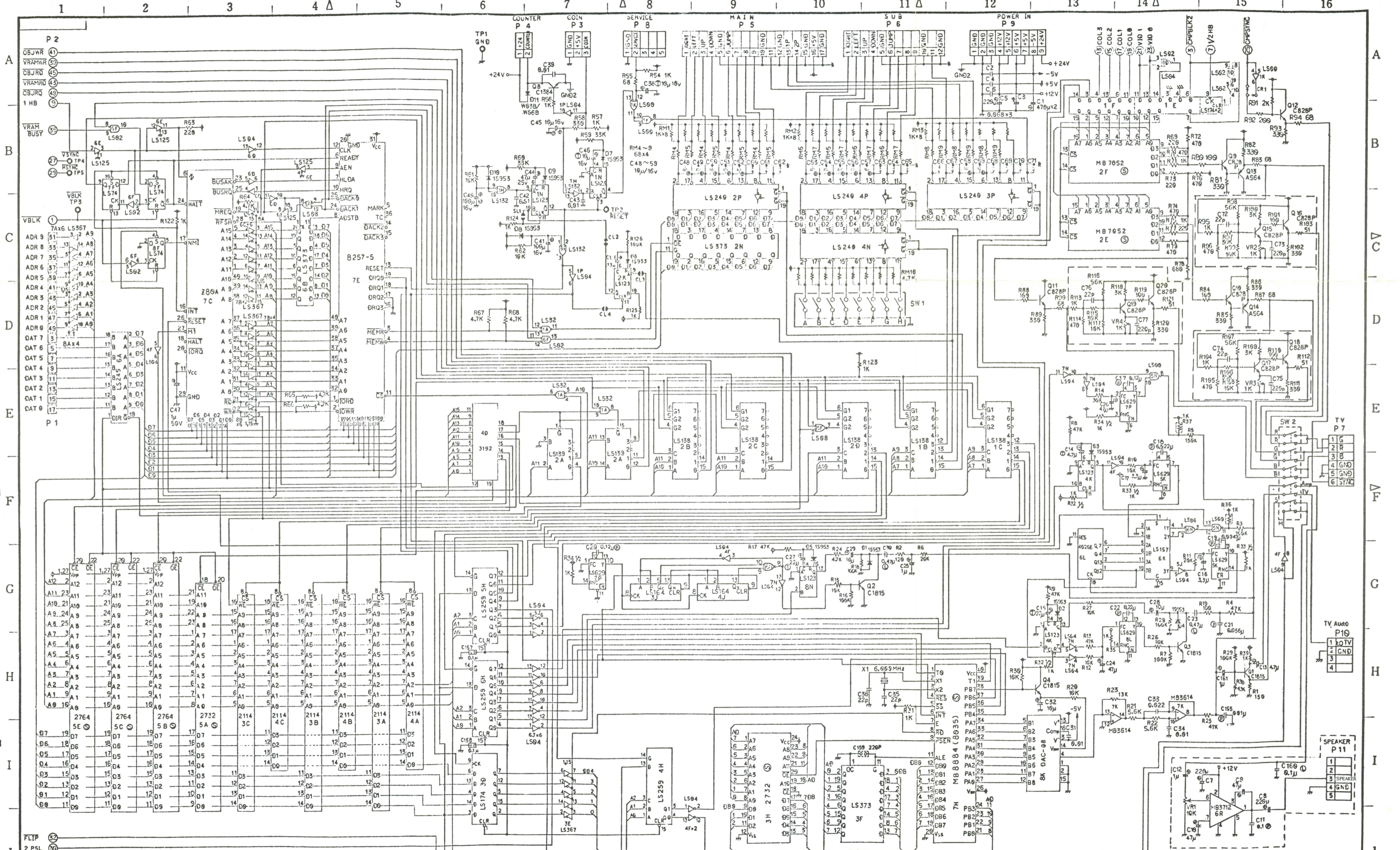


MATERIAL	FINISH	MODEL NO. 31.
DWG TITLE	DATE	3-25-81
Video Monitor (20 Inches)		
DRAWN	DWG NO.	3
CHECKED	SCALE	SIZE
<b>Nintendo</b>		



MATERIAL	FINISH	DATE
DWG TITLE Donkey Kong Junior Video P.C. Board		5-19-82
DRAWN O. Komori	DWG NO. 4	
CHECKED	SCALE	SIZE
<b>Nintendo</b>		

REVISIONS



NOTE 1: EDGE CONNECTOR PIN ARRANGEMENT

PAIRS-SIDE	1	2	3	4	5	6	7	8	9	10	11	12	13	14	15	16	17	18	19	20	21	22
1 GND	2 GND	3 +5V	4 +5V	5 +5V	6 +5V	7 +5V	8 +5V	9 +5V	10 +5V	11 +5V	12 +5V	13 +5V	14 +5V	15 +5V	16 +5V	17 +5V	18 +5V	19 +5V	20 +5V	21 +5V	22 +5V	

1P:Main Side  
2P:Sub Side  
1 PLAY:1 PLAYER SW.  
2 PLAY:2 PLAYER SW.

P12 PIN ARRANGEMENT

-5V	GND	+5V
1	2	3
4	5	6
7	8	9
10	11	12

NOTE:2  
Parts surrounded with dotted line are optional.

NOTE:3  
SWITCH 2:Each Switch has Cut-land and Short-land se...th parallel.

MATERIAL	FINISH	DATE
DWG TITLE	Donkey Kong Junior CPU P.C. Board	5-31-82
DRAWN	O. Komori	DWG NO.
CHECKED		5
	SCALE	SIZE

**Nintendo**